

# Do your students really use English to solve their group tasks?

Kazumi Kato Tokai University Liberal Arts Education Center Shimizu Campus

[kazumilk@tokai-u.jp](mailto:kazumilk@tokai-u.jp)

The group discussion lessons were conducted in 3 different university classes in Japan with positive results. This lesson plan and method focuses on how to build upon students' illocutionary and sociolinguistic competence. Students in any level could develop awareness and acquire illocutionary competence from model videos. However, students need to acquire sociolinguistic competence based on their needs. This research is useful in ESP courses such as group presentations.

## Goal - Have a group discussion in English

### Day 1 output

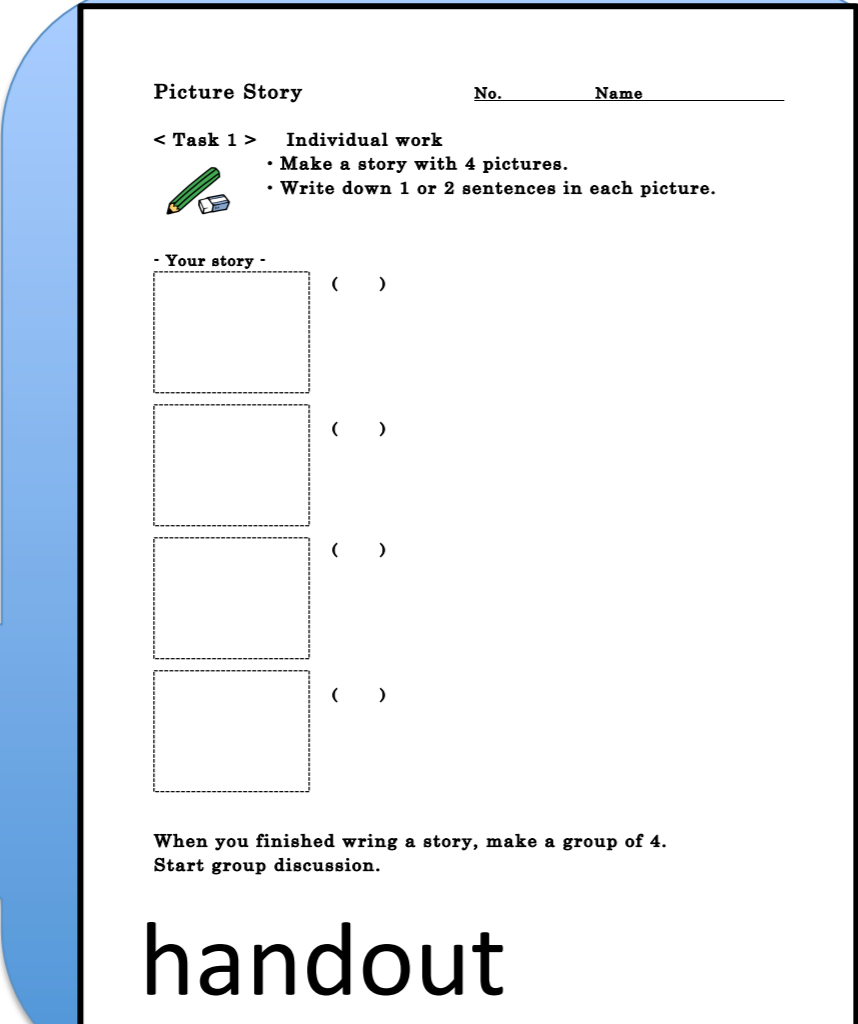

<Subtask1> **Make a story with 4 pictures by yourself.**

<Subtask 2> **Make a 4 person group and make a better story.**

- Read the sentences aloud while the other group members put the pictures in order.
- Check the order.
- Discuss and choose the best story in the group. Then make a better story.

Socio linguistic competence


**\* Write down phrases you wanted to say in English.**



Record with iPad

handout

Task 1 - Make a story with 4 pictures in a group (unfocused task)



Task 2 - ??? - (unfocused task)


### Day 4 Output

<Subtask7>

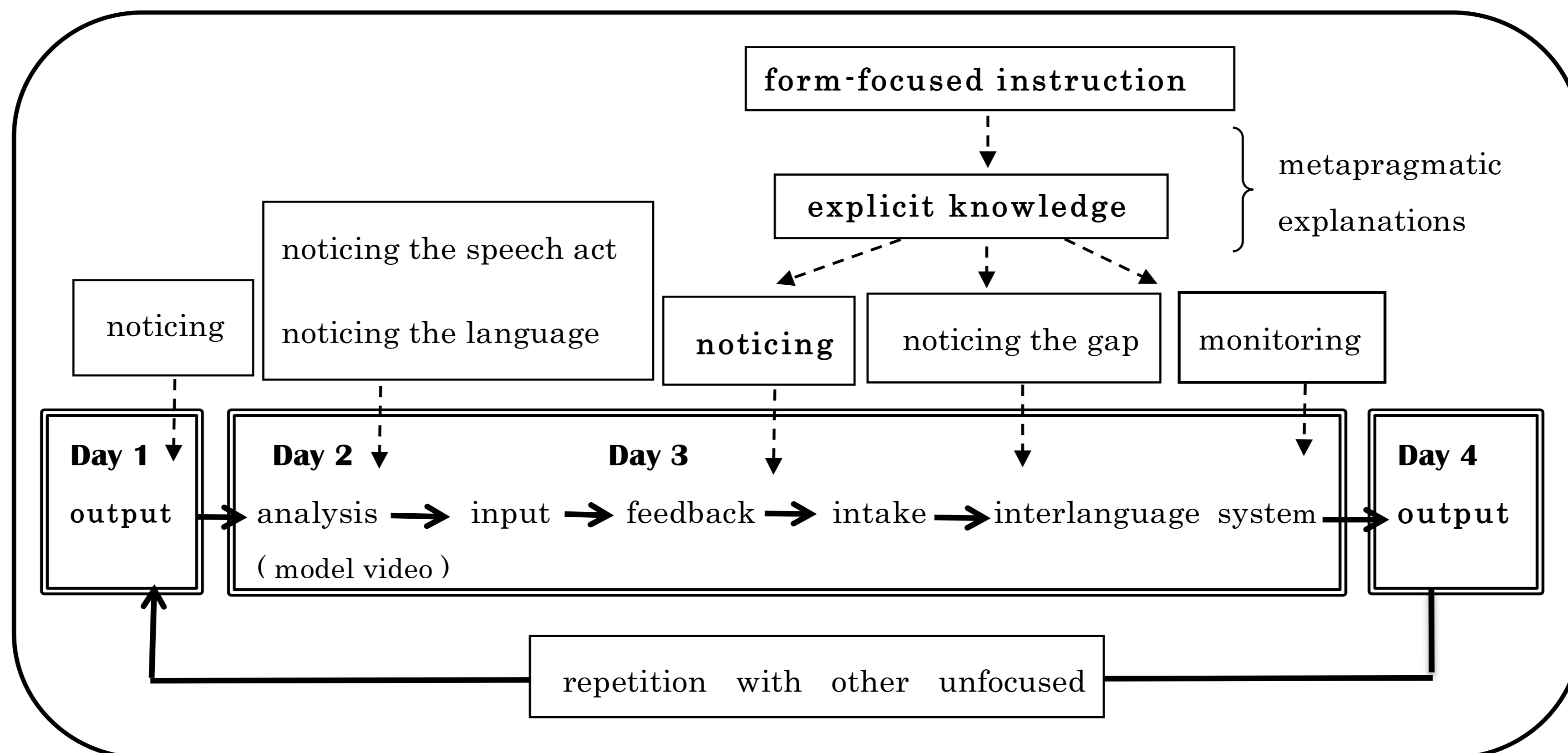
**Make a new group of 4 and try the group discussion again with new members.**



Practice for a group discussion in English



handout



Based on E.Ellis (1993,1997,2003,2008), Izumi (2009), Martinez-Flor & Uso-Juan(2010)

### Day 2 Analysis, input

<Subtask3> **Analyze a model group discussion.**

- Watch the video of English students' discussion
- ① without subtitles and analyze how they conduct their discussion.

< subtask 4> **Analyze English expressions**

- Watch the video of English students' discussion again and fill in the blanks on the handout. - **Listening practice**
- Watch the video ② with subtitles.
- Read the script and understand the English students' conversation.



① Without subtitles



② With subtitles

### Day 3 Feedback

<Subtask 5> **Analyze your group discussion.**

- Watch your group discussion which was recorded on Day 1.
- What do you think of your group discussion?
- Compare your group discussion with that of the English students.
- What should we do to make a group discussion better?
- Present in a class

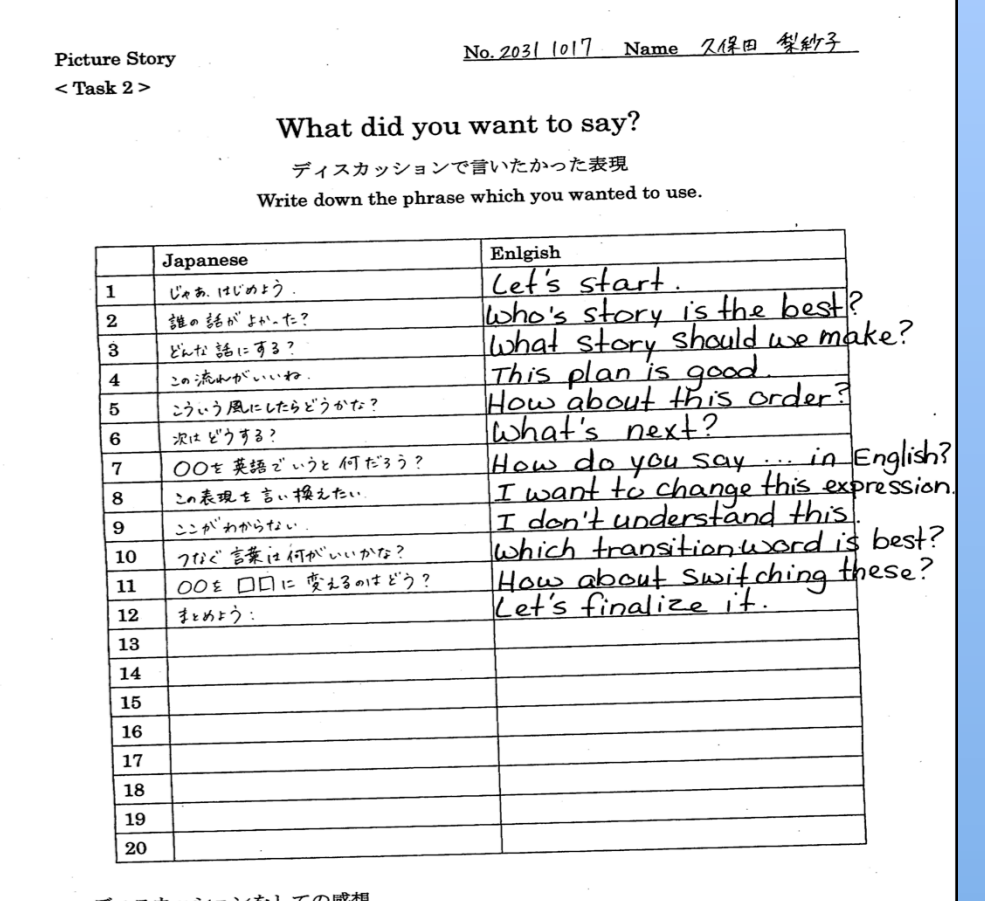
### Intake, interlanguage system

<Subtask 6> **Read English expressions which were translated by a native English teacher.**

- Exchange expressions with pair and group members.
- Read the handout and find the grammar rule. Write the rule with a red pen.
- Think you how you can memorize these rules easily.
- Present in a class.



**\* Memorize the phrases which students think are useful.**



handout

